


A . W . A . P . L . A . N

S B S - M O D I F I E D R O L L R O O F I N G




**TESTED BY TIME. TRUSTED BY ROOFERS.**



**TAMKO**<sup>®</sup>  
BUILDING PRODUCTS  
tamko.com



**FOR MORE THAN 30 YEARS, ROOFERS HAVE TURNED  
TO AWAPLAN PRODUCTS FOR PROVEN PERFORMANCE.**





**THE AWAPLAN LINE HAS ALWAYS OFFERED THE TOUGHEST, MOST RESILIENT ROLL PRODUCTS IN THE ROOFING INDUSTRY. TREMENDOUS STRENGTH AND FLEXIBILITY ALLOW AWAPLAN PRODUCTS TO RESIST NORMAL ROOFTOP STRESSES WHILE BATTLING THE EFFECTS OF HEAT, COLD, WIND, RAIN AND SNOW. WE CHALLENGE YOU TO COMPARE AWAPLAN PRODUCTS TO ANY MODIFIED ASPHALT ROOFING SYSTEM. YOU'LL SEE WHY AWAPLAN PRODUCTS ALWAYS HAVE—AND WILL CONTINUE TO—SET THE STANDARDS FOR PERFORMANCE.**

## **IF YOUR ROOFING CAN'T PASS THESE TESTS . . .**

### **EXCELLENT TEAR STRENGTH AND ELONGATION.**

The Awaplan membrane's polyester mat has 20 times greater tear strength and 50 times greater resiliency than fiberglass. And its SBS-modified asphalt has an enormous capacity to stretch up to 15 times its original length and then fully recover without breaking or separating. All of these attributes give Awaplan products outstanding durability against roofing stresses.

**THE HIGHEST LOAD-STRAIN PRODUCT.** When structural movement occurs, roofing can resist the strain with tensile strength—or elongate in response to the movement. Awaplan products do both. The *combination* of this tensile strength and elongation is called the load-strain product. And Awaplan membranes exhibit excellent load-strain product.

You can determine the load-strain product by simply multiplying tensile strength by elongation. We challenge you to compare Awaplan load-strain product to any competitive modified roofing in accordance with ASTM D 5147 test standards. Get the numbers from the manufacturer, and then see for yourself how Awaplan products stand up to other SBS-modified roofing on this crucial performance test.

**ELASTICITY AND FATIGUE RESISTANCE.** Independent tests show that heat-aged samples of bitumen-coated fiberglass failed after only 75 cycles of being stretched and relaxed. Samples of heat-aged Awaplan membrane endured an amazing 21,300 cycles.

**OUTSTANDING PUNCTURE RESISTANCE.** Tough interlocking fibers of the continuous polyester mat give Awaplan products excellent puncture resistance.

**LOW-TEMPERATURE FLEXIBILITY.** Cold-weather pliability has always been a significant shortfall of conventional asphalt and asphalt modified with inferior polymers. Awaplan membranes have exceptional cold-weather flexibility—even at temperatures as low as -15°F. Low-temperature flexibility allows Awaplan products to resist damages from cold-weather roof traffic.

**SUPERIOR GRANULE ADHESION.** A sure sign of quality of the finished roofing product is how well the granules adhere. The tough granule adhesion test as referenced in ASTM D 5147 and described in D 4977 has been accepted in the industry since the early 1950s. Historically, products that lose more than 1 gram of granule weight per test sample will have problems as they weather. We want you to compare Awaplan products' granule adhesion performance to any competitor. Inferior products fail the harsh industry test, but Awaplan membranes consistently pass.

## PROVE IT TO YOURSELF

1



**DO THE TWIST.** Here's a good way to demonstrate Awaplan membrane's elongation and tensile strength for yourself. Use a pair of pliers to twist samples of roofing products. Asphalt-coated fiberglass will tear easily. Inferior asphalt-coated modified fiberglass will stretch, then tear. But Awaplan products will withstand your worst abuse.



2

**DIG YOUR HEELS IN.** You can test elasticity and elongation by digging your heel into the roofing membrane, as if you were preparing to placekick a football. If you're using Awaplan products, the heel mark should rebound and become nearly invisible.

Now that you've tested tensile strength and elongation for yourself (Do the Twist and Dig Your Heels In), you have a good feel for Awaplan membrane's load-strain product. The load-strain product is actually the combination of these two important properties. And Awaplan membranes stand up to the test.

## YOU'RE NOT USING AWAPLAN PRODUCTS BY TAMKO.®

3



**TAKE A STAB AT US.** Use one of the blunt-ended tools on your pocket knife and try to puncture roofing samples. Inferior products will puncture and crack. But the unsurpassed strength of the polyester mat allows Awaplan membranes to demonstrate a much higher puncture resistance.

4



**SCRUB UP.** Granule adherence is essential in protecting the asphalt from breakdown caused by ultraviolet rays. Try to scrub off granules from Awaplan products and various competitive roofing samples. Awaplan membranes have excellent granule adhesion.

5



**CHILL OUT.** Freeze samples of Awaplan products and competitive SBS-modified products at 0°F for 4 hours. Grip each sample with pliers and bend. Poorly blended modified products will crack or snap due to the extreme cold. Awaplan membranes have the flexibility to withstand the cold-weather test to at least -15°F without cracking or breaking.

**IN 1978, TAMKO® FIRST INTRODUCED AWAPLAN SBS-MODIFIED ROLL ROOFING. SINCE THEN, THE AWAPLAN LINE OF PRODUCTS HAS BEEN THE PREMIUM PERFORMER FOR COMMERCIAL ROLL ROOFING. THE AWAPLAN LINE IS ALSO EXCELLENT IN DURABILITY FOR FLASHING, WALKWAYS AND EXPANSION JOINTS, AND THERE'S AN AWAPLAN PRODUCT FOR A VARIETY OF APPLICATION METHODS, INCLUDING HOT-MOP, HEAT-WELDING OR COLD-PROCESS ADHESION. CHOOSE THE AWAPLAN MAT WEIGHT THAT FITS THE QUALITY AND PRICE REQUIREMENTS OF YOUR JOB.**

## **THE AWAPLAN LINE. PASSING THE TEST OF TIME.**



We push Awaplan products to the limit for one reason. To make sure they stand up where it counts—on the roof. The Awaplan line is ideally suited to a variety of commercial and low-sloped residential roofing areas. And there's an Awaplan product to meet almost any application method.

**FIELD ROOFING.** The Awaplan line provides a strong, wear-resistant surface for the entire field of roofing.



**HARD-TO-REACH AREAS.** Use a cold-process adhesive, such as TAM-PRO® Premium SBS-Adhesive or sprayable TAM-PRO M3 Adhesive, to apply Awaplan membranes to areas where it is too difficult to bring a kettle or where torching is not an option.

**RE-COVER WITHOUT TEAR-OFF.** When conditions allow, the lightweight Awaplan system can be applied directly over existing roofing systems using a venting base sheet or additional insulation.

**IRREGULAR OR SLOPING ROOF STRUCTURES.** High pliability allows Awaplan membranes to easily conform to unusual building features, slopes and projections when installed in accordance with TAMKO's application recommendations.




**WALKWAYS AND MACHINERY PADS.** Apply Awaplan Premium or Awaplan Premium FR in high-traffic areas over conventional built-up membranes. These Awaplan membranes protect against damage due to maintenance traffic.

**FLASHING.** Outstanding strength and elasticity make Awaplan membranes ideal for stress-prone flashing areas.

**ROOF-SPLIT REPAIRS.** Awaplan Premium and Awaplan Premium FR are compatible with other asphalt roofing systems, and can be installed quickly and easily with or without the use of a kettle.





**SELVEDGE**

Granule-free area provides a smooth surface for proper sealing of side laps.

**SBS-MODIFIED ASPHALT COATING**

Top-quality modified bitumen ensures elasticity and excellent waterproofing protection. Awaplan products have always been made with premium SBS-modified asphalt.

**POLYESTER MAT**

The polyester mat is manufactured by TAMKO® to ensure excellent quality control. The tough nonwoven mat is made with needle-punched interlocking fibers for exceptional flexibility and strength against punctures and tears. A variety of mat weights makes the Awaplan line of products effective and affordable for any job.

**CERAMIC MINERAL GRANULES**

Embedded granules provide resistance against U.V. degradation, roof traffic and weather. Available in color options that will enhance any building design.

**O V E R   3 0   Y E A R S   S T R O N G**



**THE AWAPLAN LINE IS AMERICA'S FIRST AND FINEST SBS-MODIFIED ROLL**

**ROOFING. FOR MORE THAN 30 YEARS TAMKO® HAS LED THE COMMERCIAL**

**ROOFING INDUSTRY BY PRODUCING PRODUCTS THAT DEMONSTRATE STRENGTH, FLEXIBILITY**

**AND PERFORMANCE. AWAPLAN PRODUCTS SET THE STANDARDS FOR SBS-MODIFIED**

**ROOFING LONG BEFORE ASTM SBS-MODIFIED STANDARDS WERE ESTABLISHED. WE PUT**

**AWAPLAN MEMBRANES TO THE TEST, AND WE SUGGEST YOU DO THE SAME. TAKE A**

**LOOK INSIDE AT AWAPLAN PRODUCT PERFORMANCE ON TESTS IN THE LAB AND IN**

**THE FIELD. IF THE ROOFING YOU'RE USING DOESN'T MEASURE UP TO THESE STANDARDS,**

**YOU NEED TO BE USING AWAPLAN SBS-MODIFIED ROLL ROOFING BY TAMKO.**

## HEAVYWEIGHT

250-gram\* polyester mat with a 15-year product Limited Warranty;† 5- to 20-year system Limited Warranties available.

**AWAPLAN PREMIUM.** Top-of-the-line Awaplan membranes feature a superstrong 250-gram\* polyester mat.

**AWAPLAN PREMIUM FR\*\*** The Awaplan premium membrane blended with a patented fire-resistant SBS-modified asphalt.

## MIDDLEWEIGHT

180-gram\* polyester mat with a 12-year product Limited Warranty; 5- to 15-year system Limited Warranties available.

**AWAPLAN 170.** This mediumweight Awaplan membrane is characterized by a durable 180-gram\* polyester mat.

**AWAPLAN 170 FR\*\*** A fire-resistant version of the Awaplan 170 membrane.

**AWAPLAN VERSA-SMOOTH.** This excellent smooth-surfaced version of the Awaplan 170 membrane has added SBS-modified asphalt back coating for easy torching applications. Ideal for premium two-ply modified systems.

## FIGHTING WEIGHT


155-gram\* polyester mat with a 10-year product Limited Warranty; 5- to 10-year system Limited Warranties available.

**AWAFLEX®.** The most affordable member of the Awaplan family. AwaFlex delivers similar performance characteristics of Awaplan membranes for jobs with price-driven requirements.

**AWAPLAN VERSAFLEX.** A smooth-surfaced version of the AwaFlex membrane with a heavier 180-gram\* polyester mat. Ideal for surface-coated modified systems.



# OVER 30 YEARS STRONG.



† To obtain a copy of TAMKO's Limited Warranty, visit us online at [tamko.com](http://tamko.com) or call us at 1-800-641-4691.

\* Unsaturated fabric weight per square meter. This information was accurate at the time of printing. Changes can be made without notice.

\*\* TAMKO® Awaplan Premium FR, and Awaplan 170 FR have Underwriters Laboratories (U.L.) listings for exterior fire resistance without the use of field-applied coatings. These listings indicate that the systems described will provide the level of exterior fire resistance for which they are rated. Not all possible systems and/or specifications are U.L. rated. Consult TAMKO® or Underwriters Laboratories for listed systems/specifications.

## THE NUMBERS PROVE IT

Use this chart to compare the performance of any competitive SBS-modified roofing in accordance with ASTM D 5147 and D 6164 standards. You'll see why Awaplan products continue to provide excellent strength and flexibility.

TEST	AWAPLAN PREMIUM	AWAPLAN PREMIUM FR	AWAPLAN 170	AWAPLAN 170 FR	AWAPLAN VERSA-SMOOTH	AWAPLAN VERSAFLEX	AWAFLEX®
Granule Embedment (g)	≤ 1 gram	≤ 1 gram	≤ 1 gram	≤ 1 gram	N/A	N/A	≤ 1 gram
Load-Strain Product †	9,763 MD 7,750 CD	8,328 MD 7,051 CD	7,393 MD 5,598 CD	6,969 MD 5,712 CD	7,756 MD 5,980 CD	4,951 MD 2,956 CD	4,415 MD 3,458 CD
Tensile Strength, lbf./in. (0°F)	167 MD 129 CD	159 MD 128 CD	131 MD 96 CD	124 MD 99 CD	138 MD 103 CD	116 MD 85 CD	104 MD 77 CD
Elongation, % (0°F)	58 MD 60 CD	52 MD 55 CD	56 MD 58 CD	56 MD 58 CD	56 MD 58 CD	43 MD 34 CD	42 MD 44 CD
Notch Tear, lb.	178 MD 146 CD	172 MD 139 CD	140 MD 106 CD	140 MD 114 CD	145 MD 105 CD	136 MD 106 CD	123 MD 91 CD
Low-Temperature Flexibility (°F)	-20°F MD -20°F CD	-20°F MD -20°F CD	-20°F MD -20°F CD	-20°F MD -20°F CD	-15°F MD 0°F CD	-20°F MD -20°F CD	-20°F MD -20°F CD

MD=Machine Direction CD=Cross Direction

† Load-strain product values are determined by multiplying tensile strength by elongation. These figures represent a conservative load-strain product. Linearity is assumed for simplification. Test results are from testing conducted by TAMKO and Underwriters Laboratories (U.L.) for U.L. Certification.

## PRODUCT INFORMATION

PRODUCT	LENGTH	WIDTH	THICKNESS†	COVERAGE††	CERTIFICATION	APPLICATION METHOD***
Awaplan Premium	33' 11"	39-3/8"	155 mil	1 square	U.L. Classified, FM Approved, ASTM D 6164 TYPE II, Dade County Approved, ICC-ES ESR-1013	● ▲ +
Awaplan Premium FR	33' 11"	39-3/8"	155 mil	1 square	U.L. Classified, FM Approved, ASTM D 6164 TYPE II, Dade County Approved, ICC-ES ESR-1013	● ▲ +
Awaplan 170	33' 11"	39-3/8"	145 mil	1 square	U.L. Classified, FM Approved, ASTM D 6164 TYPE I, Dade County Approved, ICC-ES ESR-1013	● +
Awaplan 170 FR	33' 11"	39-3/8"	145 mil	1 square	U.L. Classified, FM Approved, ASTM D 6164 TYPE I, Dade County Approved, ICC-ES ESR-1013	● +
Awaplan Versa-Smooth	33' 11"	39-3/8"	150 mil	1 square	U.L. Classified, FM Approved, ASTM D 6164 TYPE I, Dade County Approved	● ▲ +
AwaFlex	33' 11"	39-3/8"	125 mil	1 square	U.L. Classified, FM Approved, Dade County Approved	● +
Awaplan VersaFlex	33' 11"	39-3/8"	120 mil	1 square	U.L. Classified, FM Approved, ASTM D 6164 TYPE I, Dade County Approved	● +

† Approximate mil thickness †† Approximate coverage per roll. This information was accurate at the time of printing. Changes can be made without notice.

\*\*\* Application Methods ● Hot-Mop ▲ Heat-Weld + Cold-Process

## BUILDING PRODUCTS FOR THE PROFESSIONAL.

Superior TAMKO® performance begins at the rooftop, but it doesn't end there. In addition to our complete line of residential and commercial roofing products, we also offer asbestos-free cements and coatings, as well as ventilation, decking & railing and waterproofing products—all designed to make your jobs run smoothly. That's why it makes sense to use TAMKO as your single-source supplier both for commercial and residential applications. From top to bottom, start to finish, we've got you covered with products that perform.



Scan this code to learn more about TAMKO's line of Awaplan products. Need a QR code reader? Download a free app to your smartphone.



P.O. Box 1404 • Joplin, MO 64802  
PHONE 800-641-4691  
FAX 800-841-1925  
tamko.com

