

Material Requirements

TAMKO GLASS-BASE®, TAM-GLASS PREMIUM®, TAM-PLY IV®, or BASE-N-PLY® Fiberglass Sheet	1 ply
TAMKO AWAPLAN PREMIUM (Granule Surfaced)	1 ply
TAM-PRO® 856 Premium SBS Adhesive (Per 100 sq. ft.)	1-1/2 gal.
Fasteners as required for Base Sheet and Insulation	

Slope: Positive drainage up to 3 in. per linear ft. **For slopes above 3/4 in. per linear ft.,** fastening of the AWAPLAN PREMIUM is required.

Deck: The deck must conform to TAMKO general requirements and Metal Deck Requirements.

Insulation: The insulation should be installed according to the manufacturer's specification in the thickness required. The insulation should conform to TAMKO requirements. Polyisocyanurate or EPS insulation must have an overlay of a minimum 1/2 in. fiberboard, perlite, or fiberglass roof insulation.

Adhesive: The cold process adhesive must be TAM-PRO 856 Premium SBS Adhesive.

Base Ply: Starting at the low point of the roof, install 1 ply of TAMKO GLASS-BASE, TAM-GLASS PREMIUM, TAM-PLY IV or BASE-N-PLY, beginning with a 1/2 m width, then a full 1 m width, side lapped 2 in. and end lapped 4 in. Apply at a right angle to the slope of the roof. Mechanically fasten through the base ply and insulation, penetrating through the deck with appropriate fasteners as recommended by the insulation manufacturer. **For specific patterns for wind uplift listings, contact the Technical Services Department.**

Alternately, the TAMKO GLASS-BASE, TAM-GLASS PREMIUM, or TAM-PLY IV may be solidly mopped to the insulation with approximately 23 lbs. (+15%) of specification asphalt per 100 sq. ft.

AWAPLAN PREMIUM: Starting at the low point of the roof, install 1 ply of TAMKO AWAPLAN PREMIUM granule surfaced sheet, side lapped 4 in. and end lapped 6 in. The field of the AWAPLAN PREMIUM membrane should be solidly adhered to the base sheet with an application of TAM-PRO 856 Premium SBS Adhesive at a rate not to exceed 1-1/2 gallons per square, and the side laps and the end laps set in adhesive or hot air welded together. **Use care when applying heat as damage can occur to the product by overheating.**

Caution should be used when exposing cold adhesive to an open flame.

Flashing: The flashing material **must** be a TAMKO polyester reinforced modified asphalt flashing material.

U.L. Requirements:

Contact TAMKO for information on U.L. systems requirements.

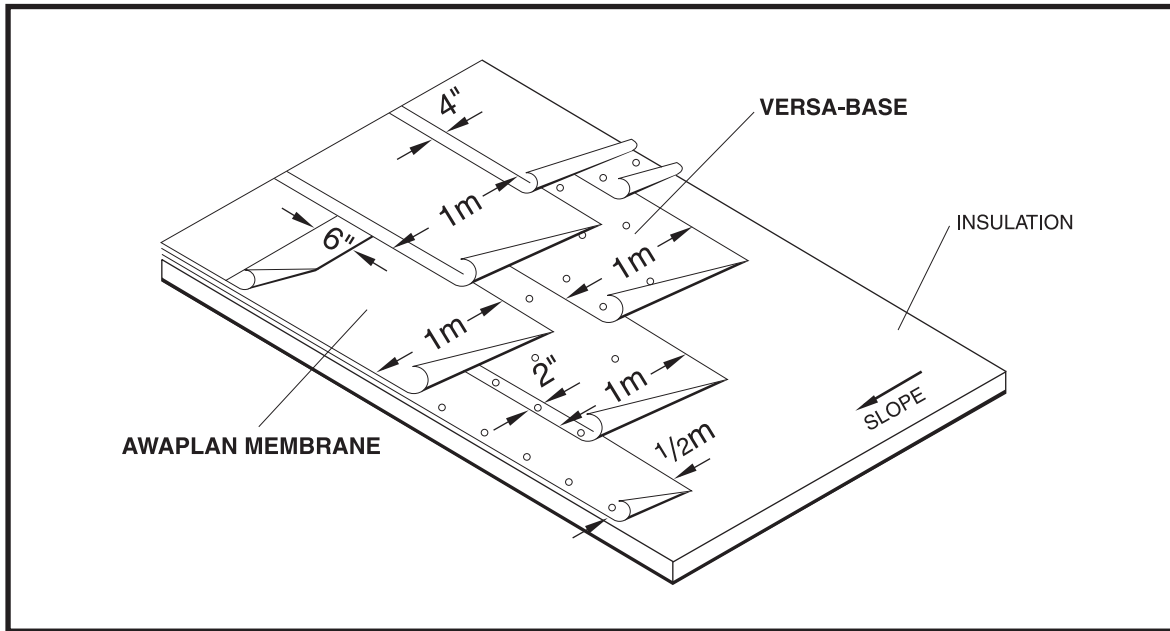
Caution: A product(s) in this specification contains crystalline silica and formaldehyde. Crystalline silica and formaldehyde have been classified as "known" human carcinogens by the International Agency for Research on Cancer (IARC) and the National Toxicology Program. A product(s) in this specification also contains oxidized asphalt. Occupational exposures to oxidized asphalt and its emissions during roofing have been classified by IARC as a "probable human carcinogen". Oxidized asphalt also contains Polycyclic Aromatic Hydrocarbons some of which have been classified by IARC as known or probable human carcinogens. The physical nature of the product(s) in this specification may help limit any inhalation or dermal hazard during application and/or removal. However, physical forces such as sawing, grinding or drilling during demolition work and heating or burning may increase the inhalation

For complete information on TAMKO's recommendations and requirements, consult TAMKO's web site at www.tamko.com
TAMKO Building Products, Inc., P. O. Box 1404, Joplin, MO 64802 • 1-800-641-4691 • www.tamko.com

TAMKO®, TAM-PRO®, TAMKO Glass-Base®, Tam-Glass Premium®, Tam-Ply IV®, and Base-N-Ply® are registered trademarks of TAMKO Building Products, Inc.

or dermal exposure hazard of the product(s) in this specification. Take precautions to prevent breathing and contact with skin.

Application of product(s) in this specification using “torch applied” or “hot mopped” applications may expose workers and others in the work area to oxidized asphalt and its emissions. The International Agency for Research on Cancer has classified occupational exposures to oxidized asphalt and its emissions during roofing as a “probable human carcinogen.” During installation and removal of the product(s) in this specification, including “torch applied” or “hot mopped” application, workers must take precautions to assure adequate ventilation and use effective personal protective equipment to prevent exposures to dusts, fumes, vapors and mists. It is the responsibility of the contractor and workers to protect themselves and others in the work area from exposure to oxidized asphalt and its emissions when applying the product(s) in this specification.



Material Requirements

TAMKO VERSA-BASE® Modified Asphalt Base Sheet	1 ply
TAMKO AWAPLAN PREMIUM (Granule Surfaced)	1 ply
TAM-PRO® 856 Premium SBS Adhesive (Per 100 sq. ft.)	1-1/2 gal.
Fasteners as required for Base Sheet and Insulation	

Slope: Positive drainage up to 3 in. per linear ft. For slopes above 3/4 in. per linear ft., fastening of the AWAPLAN PREMIUM is required.

Deck: The deck must conform to TAMKO general requirements and Metal Deck Requirements.

Insulation: The insulation should be installed according to the manufacturer's specification in the thickness required. The insulation should conform to TAMKO requirements. Polyisocyanurate and expanded polystyrene insulation must have an overlay of a minimum 1/2 in. fiberboard, perlite, or fiberglass roof insulation.

Adhesive: The cold process adhesive must be TAM-PRO 856 Premium SBS Adhesive.

VERSA-BASE Sheet: Starting at the low point of the roof, install 1 ply of TAMKO VERSA-BASE, beginning with a 1/2 m width, then a full 1 m width, side lapped 2 in. and end lapped 4 in. Apply at a right angle to the slope of the roof. Mechanically fasten through the base ply and insulation, penetrating through the deck with appropriate fasteners as recommended by the insulation manufacturer. **For specific fastening patterns for wind uplift listings, contact the Technical Services Department.**

Alternately, the VERSA-BASE may be solidly mopped to the insulation with approximately 23 lbs. (±15%) of specification asphalt per 100 sq. ft.

AWAPLAN PREMIUM: Starting at the low point of the roof, install 1 ply of TAMKO AWAPLAN PREMIUM granule surfaced sheet, side lapped 4 in. and end lapped 6 in. The field of the AWAPLAN PREMIUM membrane should be solidly adhered to the base sheet with an application of TAM-PRO 856 Premium SBS Adhesive at a rate not to exceed 1-1/2 gallons per square, and the side laps and the end laps set in adhesive or heat welded together. **Use care when applying heat as damage can occur to the product by overheating.**

Caution should be used when exposing cold adhesive to an open flame.

Flashing: The flashing material **must** be a TAMKO polyester reinforced modified asphalt flashing material.

U.L. Requirements:
Contact TAMKO for information on U.L. systems requirements.

Caution: A product(s) in this specification contains crystalline silica and formaldehyde. Crystalline silica and formaldehyde have been classified as "known" human carcinogens by the International Agency for Research on Cancer (IARC) and the National Toxicology Program. A product(s) in this specification also contains oxidized asphalt. Occupational exposures to oxidized asphalt and its emissions during roofing have been classified by IARC as a "probable human carcinogen". Oxidized asphalt also contains Polycyclic Aromatic Hydrocarbons some of which have been classified by IARC as known or probable human carcinogens. The physical



SPECIFICATION SUBMITTAL

107C AWAPLAN PREMIUM

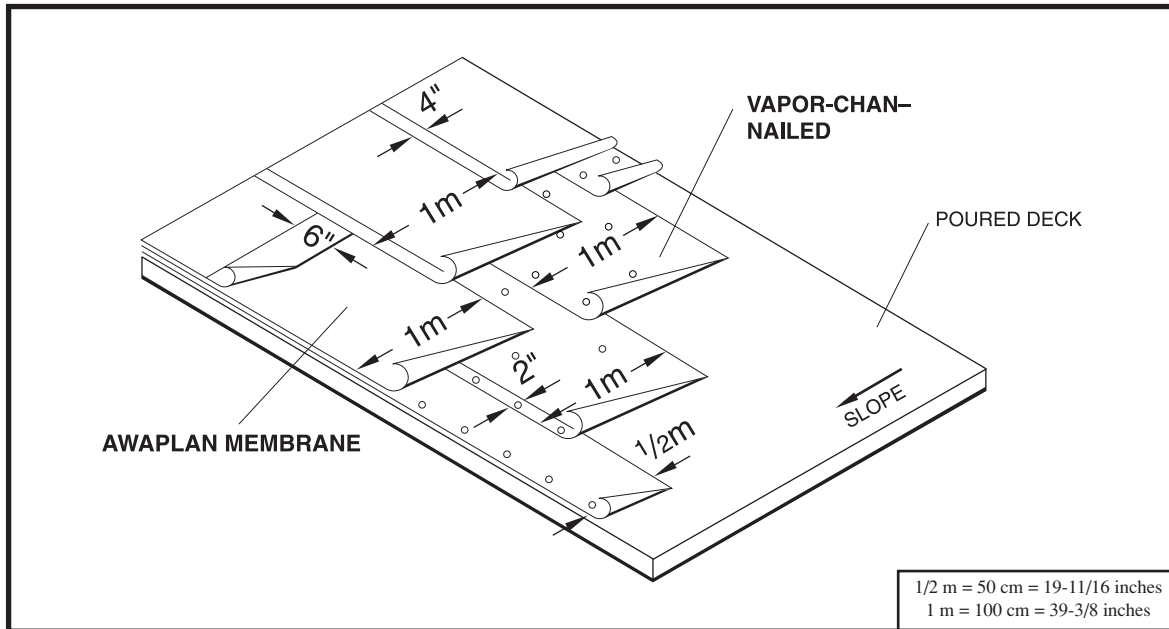
INSULATED DECK

nature of the product(s) in this specification may help limit any inhalation or dermal hazard during application and/or removal. However, physical forces such as sawing, grinding or drilling during demolition work and heating or burning may increase the inhalation or dermal exposure hazard of the product(s) in this specification. Take precautions to prevent breathing and contact with skin.

Application of product(s) in this specification using “torch applied” or “hot mopped” applications may expose workers and others in the work area to oxidized asphalt and its emissions. The International Agency for Research on Cancer has classified occupational exposures to oxidized asphalt and its emissions during roofing as a “probable human carcinogen.” During installation and removal of the product(s) in this specification, including “torch applied” or “hot mopped” application, workers must take precautions to assure adequate ventilation and use effective personal protective equipment to prevent exposures to dusts, fumes, vapors and mists. It is the responsibility of the contractor and workers to protect themselves and others in the work area from exposure to oxidized asphalt and its emissions when applying the product(s) in this specification.

For complete information on TAMKO's recommendations and requirements, consult TAMKO's web site at www.tamko.com
TAMKO Building Products, Inc., P. O. Box 1404, Joplin, MO 64802 • 1-800-641-4691 • www.tamko.com

TAMKO®, TAM-PRO® and Versa-Base® are registered trademarks of TAMKO Building Products, Inc.



Material Requirements

TAMKO VAPOR-CHAN® Fiberglass Venting Asphalt Base Sheet	1 ply
TAMKO AWAPLAN PREMIUM (Granule Surfaced)	1 ply
TAM-PRO® 856 Premium SBS Adhesive (per 100 sq. ft.)	1-1/2 gal.
Clinch-type nails for base sheet (per 100 sq ft.)	Approx. 100 nails

Slope: Positive drainage up to 3 in. per linear ft. For slopes above 3/4 in. per linear ft., fastening of the AWAPLAN PREMIUM is required.

Deck: The deck should conform to TAMKO general requirements.

Adhesive: The cold process adhesive must be TAM-PRO 856 Premium SBS Adhesive.

VAPOR-CHAN: Starting at the low point of the roof, install 1 ply of TAMKO VAPOR-CHAN, beginning with a full 1/2 m width, then a full 1 m width, side lapped 2 in. and end lapped 4 in. Apply at a right angle to the slope of the roof. Nail the sheets along the lap at intervals of no more than 8 in. Stagger-nail down the center of the sheet on 16 in. centers along 2 lines located 13 in. from each edge of the base sheet. **For specific fastening patterns for wind uplift, contact the Technical Services Department.**

AWAPLAN PREMIUM: Starting at the low point of the roof, install 1 layer of TAMKO AWAPLAN PREMIUM granule surfaced sheet, side lapped 4 in. and end lapped 6 in. The field of the AWAPLAN PREMIUM membrane should be solidly adhered to the base sheet with an application of TAM-PRO 856 Premium SBS Adhesive at a rate not to exceed 1-1/2 gallons per square, and the side laps and the end laps set in adhesive or heat welded together. **Use care when applying heat as damage can occur to the product by overheating.**

Caution should be used when exposing cold adhesive to an open flame.

Flashing: The flashing material **must** be a TAMKO polyester reinforced modified asphalt flashing material.

U.L. Requirements:

Contact TAMKO for information on U.L. systems requirements.

Caution: A product(s) in this specification contains crystalline silica and formaldehyde. Crystalline silica and formaldehyde have been classified as “known” human carcinogens by the International Agency for Research on Cancer (IARC) and the National Toxicology Program. A product(s) in this specification also contains oxidized asphalt. Occupational exposures to oxidized asphalt and its emissions during roofing have been classified by IARC as a “probable human carcinogen”. Oxidized asphalt also contains Polycyclic Aromatic Hydrocarbons some of which have been classified by IARC as known or probable human carcinogens. The physical nature of the product(s) in this specification may help limit any inhalation or dermal hazard during application and/or removal. However, physical forces such as sawing, grinding or drilling during demolition work and heating or burning may increase the inhalation or dermal exposure hazard of the product(s) in this specification. Take precautions to prevent breathing and contact with skin.



SPECIFICATION SUBMITTAL

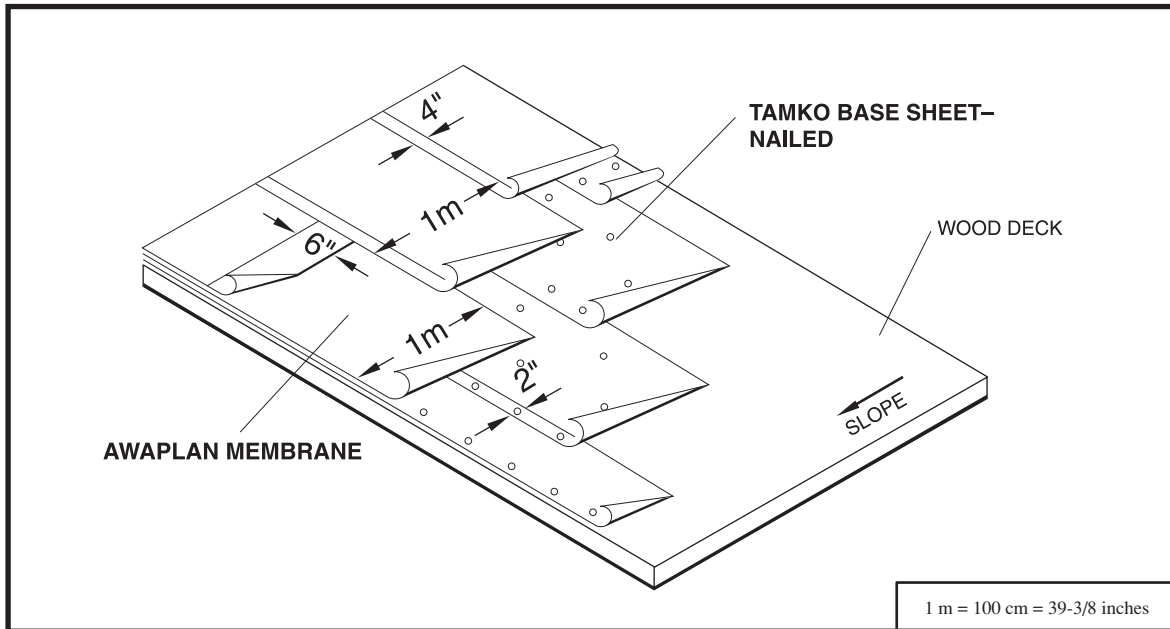
111C AWAPLAN PREMIUM

NAILABLE DECKS (GYPSUM AND LIGHTWEIGHT
INSULATING CONCRETE)

Application of product(s) in this specification using “torch applied” or “hot mopped” applications may expose workers and others in the work area to oxidized asphalt and its emissions. The International Agency for Research on Cancer has classified occupational exposures to oxidized asphalt and its emissions during roofing as a “probable human carcinogen.” During installation and removal of the product(s) in this specification, including “torch applied” or “hot mopped” application, workers must take precautions to assure adequate ventilation and use effective personal protective equipment to prevent exposures to dusts, fumes, vapors and mists. It is the responsibility of the contractor and workers to protect themselves and others in the work area from exposure to oxidized asphalt and its emissions when applying the product(s) in this specification.

For complete information on TAMKO’s recommendations and requirements, consult TAMKO’s web site at www.tamko.com
TAMKO Building Products, Inc., P. O. Box 1404, Joplin, MO 64802 • 1-800-641-4691 • www.tamko.com

TAMKO®, TAM-PRO® and Vapor-Chan® are registered trademarks of TAMKO Building Products, Inc.



Material Requirements

TAMKO TYPE 43 Coated Base Sheet, or BASE-N-PLY® Base Sheet	1 ply
TAMKO AWAPLAN PREMIUM (Granule Surfaced)	1 ply
TAM-PRO® 856 Premium SBS Adhesive (per 100 sq. ft.)	1-1/2 gal.
Clinch-type nails for base sheet (per 100 sq. ft.)	Approx. 100 nails

Slope: Positive drainage up to 3 in. per linear ft. For slopes above 3/4 in. per linear ft., fastening of the AWAPLAN PREMIUM is required.

Deck: The deck should conform to TAMKO general requirements.

Adhesive: The cold process adhesive must be TAM-PRO 856 Premium SBS Adhesive.

Base Ply: Starting at the low point of the roof, install 1 ply of TAMKO TYPE 43 Coated Base Sheet, or BASE-N-PLY, beginning with a 1/2 width, then a full width, side lapped 2 in. and end lapped 4 in. Apply at a right angle to the slope of the roof. Nail BASE-N-PLY sheets along the lap at intervals of no more than 8 in. Stagger-nail on 16 in. centers along 2 lines located 13 in. from each edge of the base sheet. Nail TYPE 43 Coated Base Sheet along the lap at intervals of no more than 9 in. Stagger-nail on 18 in. centers along 2 lines located 12 in. from each edge of the base sheet. For specific fastening patterns for wind uplift listings, contact the Technical Services Department.

AWAPLAN PREMIUM: Starting at the low point of the roof, install 1 layer of TAMKO AWAPLAN PREMIUM granule surfaced sheet, side lapped 4 in. and end lapped 6 in. The field of the AWAPLAN PREMIUM membrane should be solidly adhered to the base sheet with an application of TAM-PRO 856 Premium SBS Adhesive at a rate not to exceed 1-1/2 gallons per square, and the side laps and the end laps set in adhesive or heat welded together. Use care when applying heat as damage can occur to the product by overheating.

Caution should be used when exposing cold adhesive to an open flame.

Flashing: The flashing material must be a TAMKO polyester reinforced modified asphalt flashing material.

U.L. Requirements:

Contact TAMKO for information on U.L. systems requirements.

Caution: A product(s) in this specification contains crystalline silica, formaldehyde and wood dust. Crystalline silica, formaldehyde and wood dust have been classified as “known” human carcinogens by the International Agency for Research on Cancer (IARC) and the National Toxicology Program. A product(s) in this specification also contains oxidized asphalt. Occupational exposures to oxidized asphalt and its emissions during roofing have been classified by IARC as a “probable human carcinogen”. Oxidized asphalt also contains Polycyclic Aromatic Hydrocarbons some of which have been classified by IARC as known or probable human carcinogens. The physical nature of the product(s) in this specification may help limit any inhalation or dermal hazard during application and/or removal. However, physical forces such as sawing, grinding or drilling during demolition work and heating or burning may increase the inhalation or dermal exposure hazard.



of the product(s) in this specification. Take precautions to prevent breathing and contact with skin.

Application of product(s) in this specification using “torch applied” or “hot mopped” applications may expose workers and others in the work area to oxidized asphalt and its emissions. The International Agency for Research on Cancer has classified occupational exposures to oxidized asphalt and its emissions during roofing as a “probable human carcinogen.” During installation and removal of the product(s) in this specification, including “torch applied” or “hot mopped” application, workers must take precautions to assure adequate ventilation and use effective personal protective equipment to prevent exposures to dusts, fumes, vapors and mists. It is the responsibility of the contractor and workers to protect themselves and others in the work area from exposure to oxidized asphalt and its emissions when applying the product(s) in this specification.